

Adiabatic information transport in the presence of decoherence

I. Kamleitner, J. Cresser, and J. Twamley

Centre for Quantum Computer Technology, Physics Department, Macquarie University, Sydney, New South Wales 2109, Australia

(Received 16 November 2007; published 20 March 2008)

We study adiabatic population transfer between discrete positions. Being closely related to stimulated Raman adiabatic passage in optical systems, this transport is coherent and robust against variations of experimental parameters. Thanks to these properties the scheme is a promising candidate for transport of quantum information in quantum computing. We study the effects of spatially registered noise sources on the quantum transport and in particular model Markovian decoherence via nonlocal coupling to nearby quantum point contacts which serve as information readouts. We find that the rate of decoherence experienced by a spatial superposition initially grows with spatial separation but surprisingly then plateaus. In addition we include non-Markovian effects due to couplings to nearby two-level systems and we find that although the population transport exhibits robustness in the presence of both types of noise sources, the transport of a spatial superposition exhibits severe fragility.

DOI: [10.1103/PhysRevA.77.032331](https://doi.org/10.1103/PhysRevA.77.032331)

PACS number(s): 03.67.Lx, 03.67.Pp, 05.60.Gg

I. INTRODUCTION

The coherent transport of quantum information is an essential element in any scalable architecture for a quantum-information processor. The interconversion of static qubits into flying qubits is difficult and may not be a feasible solution for the coherent spatial transport of quantum information. As a possible alternative, much attention has been focused on dark-state adiabatic passage for coherent state quantum transport. Originally studied in the context of quantum optics [1] where it is called stimulated Raman adiabatic passage (STIRAP), dark-state transport uses the existence of a “dark state” which is a zero-energy eigenstate of a driven quantum system. By manipulating the driving of the system one can sculpt this dark state to coherently transport quantum states using STIRAP-like procedures. This intra-atomic dark-state transport has been demonstrated experimentally [2]. However, the method has more recently been applied to spatial transport of quantum information (which we specifically denote CTAP—coherent transport by adiabatic passage following [3]), in a variety of physical systems including chains of neutral atoms [4], quantum dots [3,5,6], superconductors [7], and photons in nearby waveguides [8]. It has also been proposed as a crucial element in the scale up to large quantum processors [9]. The method possesses two very crucial benefits over other quantum transport methods: Since the transport is via a zero-energy state the quantum state acquires no dynamical phase and due to the adiabatic theorem, the process is very robust to a wide range of system variations. However, an important question, particularly with regard to the use of CTAP within large scale quantum computer architectures, is to determine the effects of decoherence on the transport. The effects of dephasing and spontaneous emission has previously been examined in the case of STIRAP dark-state transport in a three-level atom in a Λ configuration [10,11]. In that work a master equation was postulated and its effects on the transport studied.

In our work we examine the effects of two types of physically motivated decoherence sources effecting the CTAP transport in a quantum chain. We first study the effects of

delocalized measurements on the systems making up the CTAP chain. In particular we imagine an electron on a chain of quantum dots (QD) and each is measured by a nearby quantum point contact (QPC). These QPCs however, are nonlocal measurement devices in that their charge sensitivity falls off with distance. Such devices or similar will be required to either modulate or readout the quantum information in each quantum dot in the CTAP chain in a real device. In large scale quantum processors one will routinely wish to have quantum information in a superposition of two “distant” spatial locations. It is known that from numerous studies of macroscopic quantum superposition states, or cat states, in quantum Brownian motion—a single harmonic oscillator coupled to a bath of harmonic oscillators—the rate of decoherence suffered by the cat state grows quadratically with the spatial separation of the two superimposed states [12]. We find that such an effect is also present in our case, i.e., the decoherence rate of spatial superposition on the CTAP chain increases with the distance between the superimposed states, but surprisingly we find that this decoherence rate saturates beyond a critical spatial separation. This is a positive result for the CTAP transport protocol and is essentially due to the rapid spatial fall off of the measurement sensitivity of the QPCs.

This first model is an example of Markovian decoherence. We also include a second non-Markovian dephasing source, and consider that each quantum dot interacts with a nearby two-level system (TLS). This could model unlocated two-level fluctuators in a solid state CTAP scheme. Interestingly we find that qubit transport still seems relatively robust in the presence of these combined Markovian and non-Markovian decoherence sources. More worryingly however we find that this non-Markovian dephasing slightly entangles the two-level systems with the transported qubit. This effect does not seriously detract from the transport of an electron isolated on one QD but causes serious degradation if the qubit transported is in a superposition state. As the latter situation will be the typical case in a large scale quantum processor, the present analysis might indicate that a much lower density of unlocated TLSs will be required when using CTAP in a large scale quantum computer.

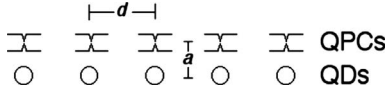


FIG. 1. Realization of nonlocal measurement as proposed in [13]. The electric current through a QPC is influenced by the appearance of an electronic charge in its near environment.

We proceed in Sec. II to motivate and model two sources of decoherence and solve the corresponding master equation without interactions between different QDs. Transport of the electron by CTAP is described in Sec. III under both the Markovian and non-Markovian noise models. Interestingly we are able to analytically obtain an equation describing the fidelity of the Markovian dynamics while we numerically solve the non-Markovian case. It is here where differences between Markovian and non-Markovian dephasing become most apparent. We summarize our results and discuss their relevance in Sec. IV.

II. MODEL

A. Measurements

As we mention above, we first consider each of the CTAP quantum systems to be continuously measured. This gives rise to Markovian decoherence. We take the specific example of an electron on a chain of quantum dots and consider the measurements to be made by quantum point contacts situated close to the quantum dots as shown in Fig. 1. The measurement executed by a QPC is caused by the modulation of the current transmitted through a QPC due to the presence of a nearby electron. The QPC current is modulated by a factor $1 - \frac{\alpha}{r}$, where r is the distance between electron and QPC and α is a constant reflecting the properties of the QPCs (see [13]). This modulation results in an indirect position measurement of the electron's spatial position on the rail of QDs. However, it is a nonlocal measurement because even an electron on the neighboring QD influences the transmission through a QPC. The localness is parametrized by $\frac{a}{d}$, i.e., the distance between QPC rail and QD rail over the distance between two neighboring QDs, with small values representing more local measurements. Furthermore $\frac{\alpha}{a}$ parametrizes the sensitivity (signal over noise) of the measurements and is typically small and hence the measurements are weak ones. Such measurements are properly described in the language of positive operator valued measurements [14,15].

The purpose of a measurement apparatus is the readout of quantum information for which one would like to use strong local measurements. This can be approximated by using a large number of weak, nonlocal measurements of the type described. A large number of measurements in a reasonably short time is achieved by using a high measurement rate which in turn can be realized, for instance, by applying a voltage to the QPCs. However, such measurements also act as a source of decoherence. During quantum unitary operations such as transportation by CTAP it is preferred that this decoherence is absent. However, this might not be completely achievable in practice and one may be left with a

small decoherence rate due to the coupling to the QPCs during any quantum operation. Thus measurements as a source of decoherence are included in the analysis presented here.

We restrict our treatment to the case of having only one electron in the rail of QDs. We also assume that the electron can only occupy the ground state of the QDs, and we take $|i\rangle_A$, to be the quantum state of the electron in the i th QD. Furthermore, we neglect all interactions depending on the spin of the electron. Then, $\{|i\rangle_A, i=1, \dots, N\}$ form a basis for the Hilbert space \mathcal{H}_A of this electron on the QD rail with N dots. In the following we take the limit of a long rail, $N \rightarrow \infty$. We denote the distance between the i th QPC and the j th QD by

$$r_{ij} = \sqrt{a^2 + (i-j)d^2}, \quad (1)$$

where a and d are defined in Fig. 1.

The probability of the j th QPC detecting the presence of an electron on the QD rail can be written as [14]

$$P_j(\rho^A) = \text{Tr}(\pi_j \rho^A), \quad (2)$$

where ρ^A is the state of the electron on the QD rail and π_j is the effect operator corresponding to the QPC measurement at site j . If the electron is spatially localized to be only on the i th QD, i.e., in the state $|i\rangle_A$, Eq. (2) reduces to

$$P_j(|i\rangle_A \langle i|) = \langle i | \pi_j | i \rangle_A. \quad (3)$$

As we noted above the measurement sensitivity of the QPC depends on the distance r_{ij} . The presence of an electron a distance r_{ij} away from the QPC decreases the current flowing through the QPC by a factor $1 - \frac{\alpha}{r_{ij}}$ and this leads to a reduced detection probability,

$$P_j(|i\rangle_A \langle i|) \propto 1 - \frac{\alpha}{r_{ij}}. \quad (4)$$

Fulfillment of Eq. (4) is certainly achieved with the measurement effect operators

$$\pi_j = \frac{\bar{\gamma}}{N} \sum_{i=1}^N \left(1 - \frac{\alpha}{r_{ij}}\right) |i\rangle_A \langle i| \quad (5)$$

with

$$\bar{\gamma}(N) = \frac{N}{\sum_{j=1}^N \left(1 - \frac{\alpha}{r_{ij}}\right)}, \quad \gamma = \lim_{N \rightarrow \infty} \bar{\gamma}(N) = 1 + \sum_{j=1}^N \frac{\alpha}{N r_{ij}} \quad (6)$$

to satisfy $\sum_{j=1}^N \pi_j = \mathbb{1}$. Note that each effect operator is almost proportional to the unit operator which reflects the weakness of the measurements being performed.

Measurement theory states that the transformation of the density operator due to a measurement is described by [14,15]

$$\rho^A \xrightarrow{\pi_j} A_j \rho^A A_j^\dagger \quad (7)$$

with $A_j = U_j \sqrt{\pi_j}$ for some arbitrary unitary operators U_j . This unitary depends on the interaction of the quantum system and measurement apparatus during the measurement process.

In our case, if the electron is at site i , its position will not be changed by a detection event by a QPC at site j . For simplicity we also assume that the measurement does not introduce relative phases within the rail of QDs giving $U_j \equiv 1$ and $A = A^\dagger$, which means the measurements influence the electron state as little as possible.

To derive the master equation we now assume that detection events in the QPCs occur uniformly at random and at a constant rate R . Following [16], we can write down the master equation describing the evolution of the density operator as

$$\frac{d\rho^A}{dt} = -i[H_A, \rho^A] - R\rho^A + R \sum_{j=1}^N A_j \rho^A A_j. \quad (8)$$

We set $\hbar=1$ throughout the paper. This equation is in Lindblad form with Lindblad operators A_j and thus the evolution is Markovian. For the case when H_A involves no electron transport along the QD rail, Eq. (8) possesses a stationary state which is diagonal in $|i\rangle_A$, and thus the evolution corresponds to a pure dephasing type of decoherence. We note that R should scale proportional to N as each QPC contributes equally to the overall measurement rate.

For now we take $H_A=0$, but later we introduce a time-dependent Hamiltonian to induce CTAP. Expressing Eq. (8) in the basis $|k\rangle_A$, we obtain $\dot{\rho}_{kk}^A=0$, for diagonal entries and $\dot{\rho}_{kl}^A=-T_{kl}\rho_{kl}^A$ for off-diagonal ones. The decoherence rate

$$T_{kl} = R \left(-1 + \frac{\gamma}{N} \sum_{j=1}^N \sqrt{1 - \frac{\alpha}{r_{kj}}} \sqrt{1 - \frac{\alpha}{r_{lj}}} \right) \quad (9)$$

[r_{ij} is defined in Eq. (1)] can be shown to saturate for large distances $|k-l|d \gg a$. To simplify these formulas one can use the limit of nonsensitive measurements $\frac{\alpha}{r_{ij}} \ll 1$ which should be well justified in experiments [13]. This weak measurement limit corresponds with the inability of the measurements to give detailed information on the position of the electron in the QD rail. Weak measurements of this nature are featured in many models of continuous monitoring of a quantum particle's position [17]. In the limit of weak measurements we obtain

$$T_{kl} \approx \frac{R\alpha^2}{8N} \sum_{j=1}^N \left(\frac{1}{r_{kj}} - \frac{1}{r_{lj}} \right)^2 \quad (10)$$

which, for spatial separations larger than the threshold, $|k-l|d \gg a$, limits to

$$\frac{R\alpha^2}{4Nd^2} \frac{\coth(\pi a/d)}{a/d}. \quad (11)$$

We also note that we can execute local measurements, which give maximal information about the particle's position in the limit $\frac{1}{r_{ij}} = \delta_{ij}$, while keeping α finite, e.g., in Eq. (9). In this case we find

$$T_{kl} = \frac{R}{N} (2 + \alpha - 2\sqrt{1 + \alpha}). \quad (12)$$

The saturation of the decoherence rate in Eq. (11), is somewhat surprising when one compares this with the similar

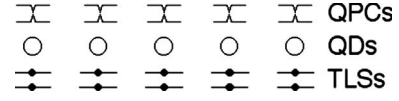


FIG. 2. As in Fig. 1 but with additional local coupling to two-level systems.

situation for a free particle in a spatial superposition cat state, experiencing continuous position measurements [12]. In that case the decoherence rate suffered by the particle increases without bound according to the spatial separation of the cat state, i.e., $T_{x_1, x_2} \propto (x_1 - x_2)^2$.

B. Coupling to TLSs

We now consider a further source of decoherence. It is highly likely that in any physical device there will be unknown accidental two-level fluctuators nearby to the quantum dot rail (see Fig. 2). If these unknown two-level systems, can couple to the electron on the rail then these systems effect a source of decoherence which exhibits memory, i.e., is non-Markovian. Quantum coherences on the quantum dot rail can be transferred to the nearby TLSs, where they can remain for a period, before being transferred back. Typically the analysis of these types of non-Markovian effects are complex but in the following we are able to derive analytic solutions of the resulting reduced dynamics of the quantum dot rail. For simplicity we assume these fluctuators have no internal dynamics other than their coupling to the quantum dot rail [18], and that this coupling is local to the nearest QD only. Furthermore we assume that these TLSs do not experience significant decoherence on the time scales of the transport. We are aware that these assumptions may not be completely satisfied in all realistic situations. However, this model will serve to highlight the striking difference between the Markovian and non-Markovian evolutions in, for instance, the transport of a spatial superposition.

We use $|1\rangle_j$ and $|0\rangle_j$ as basis of the Hilbert space \mathcal{H}_j of the j th TLS such that the interaction Hamiltonian is diagonal. If the electron is on the j th QD, it is assumed to induce a phase shift on the j th TLS, so that the Hamiltonian acting in the product Hilbert space $\mathcal{H} = \mathcal{H}_A \otimes_{j=1}^N \mathcal{H}_j$ of electron and TLSs reads as

$$H_{\text{int}} = \sum_{n=1}^N (\chi_n |n\rangle_A \langle n| \otimes \sigma_{z,n} \otimes \mathbb{1}_j). \quad (13)$$

The coupling constants χ_j are considered to be constant in time, and $\sigma_{z,j}$ and $\mathbb{1}_j$ are the Pauli Z matrix and the identity operator, respectively, acting in \mathcal{H}_j .

As typically assumed, we now take the initial state to be in product form $\rho(t=0) = \rho_0^A \otimes \rho_0^{\text{TLSs}}$, where ρ_0^{TLSs} does not have to be a product state of the different TLSs. We can now express the master equation describing the time evolution of the density matrix of the combined QD rail and TLSs under the effects of the above measurements [see Eq. (8)], to be

$$\frac{d\rho}{dt} = -i[H_{\text{int}}, \rho] - R\rho + R \sum_{j=1}^N A_j \rho A_j \quad (14)$$

with $A_j = \sqrt{\pi_j} \otimes \mathbb{1}^{\otimes N}$.

After some effort, one can trace out the TLSs to find the non-Markovian master equation for the reduced density matrix of the QD rail for an arbitrary initial product state of the TLSs, as

$$\begin{aligned} \frac{d\rho^A}{dt} = & -R\rho^A + \sum_{n=1}^N \{RA_n \rho^A A_n - i\Delta_n(t)[|n\rangle_A \langle n|, \rho^A] \\ & + \gamma_n(t)[|n\rangle_A \langle n|, [\rho^A, |n\rangle_A \langle n|]]\}, \end{aligned} \quad (15)$$

where the last two terms describe the effects of the TLSs on the QD rail. Here the definition

$$\gamma_n(t) - i\Delta_n(t) = \chi_n \frac{\sin \chi_n t - i\omega_n \cos \chi_n t}{\cos \chi_n t + i\omega_n \sin \chi_n t} \quad (16)$$

is used and $\omega_n = \text{Tr}(\rho_n \sigma_{z,n})$, is the inversion of the n th TLS. Decoherence due to the TLSs is described by γ_n whereas Δ_n represents the Lamb shift. If $\omega_n = \pm 1$, then $\Delta_n = \pm \chi_n$ and $\gamma_n = 0$. In this case the decoherence due to the coupling to TLSs vanishes and the coupling to the TLSs results only in a change of the energy of states $|n\rangle_A$ by $\pm \chi_n$. However, a more interesting case is when $\omega_n = 0$, since it includes the case where the TLSs may initially be in a complete mixture $\rho_n(0) = \frac{1}{2}\mathbb{1}$. In this case we find $\Delta_n = 0$, and $\gamma_n = \chi_n \tan \chi_n t$. The presence of singularities in $\gamma_n(t)$, may cause difficulties in studying the time evolution of ρ^A , using normal methods. To avoid this we do not work directly with (15). Instead we return to solve the complete dynamics of the coupled QDs and TLSs and then trace out the latter to obtain $\rho^A(t)$.

To achieve this we first go to the interaction picture by transforming Eq. (14) with

$$e^{iH_{\text{int}}t} = \sum_{n=1}^N |n\rangle_A \langle n| \otimes [\cos(\chi_n t)\mathbb{1}_n + i \sin(\chi_n t)\sigma_{z,n}] \otimes \mathbb{1}_j. \quad (17)$$

The combined density operator in this picture is given by $\bar{\rho}(t) = e^{iH_{\text{int}}t} \rho(t) e^{-iH_{\text{int}}t}$, and is governed by the master equation

$$\frac{d\bar{\rho}}{dt} = -R\bar{\rho} + R \sum_{j=1}^N A_j \bar{\rho} A_j. \quad (18)$$

Note that $e^{iH_{\text{int}}t} A_j e^{-iH_{\text{int}}t} = A_j$. Taking the components of Eq. (18) in the QD Hilbert space, $\bar{\rho}_{kl}(t) = {}_A \langle k | \bar{\rho} | l \rangle_A$ (which is still an operator in the TLSs Hilbert space), we find the solution is given in a similar manner to that of the preceding section to be

$$\bar{\rho}_{kl}(t) = e^{-T_{kl}t} \bar{\rho}_{kl}(0) = e^{-T_{kl}t} \rho_{kl}(0), \quad (19)$$

where T_{kl} is given in Eq. (9). After transforming back to the Schrödinger picture and tracing over the TLSs we find for the components of the reduced density operator

$$\rho_{kk}^A(t) = \rho_{kk}^A(0), \quad (20)$$

$$\rho_{kl}^A(t) = e^{-T_{kl}t} \cos(\chi_k t) \cos(\chi_l t) \rho_{kl}^A(0), \quad (21)$$

where we have assumed that the initial states of the TLSs is a completely mixed state

$$\rho_j(0) = \frac{1}{2}\mathbb{1}. \quad (22)$$

Hence we see that information lost to the TLSs can return to the rail via the oscillatory terms in Eq. (21), which is in contrast to Markovian decoherence induced by the measurements. Note that the non-Markovian behavior of Eq. (21) results from tracing out the environmental TLSs.

III. CTAP

Coherent tunneling by adiabatic passage relies on the adiabatic theorem in the sense that the electron will always be in an eigenstate of the time-dependent Hamiltonian. For the transport from the m th to the n th QD, the Hamiltonian is designed such that there exists an eigenstate which is $|m\rangle_A$ at the beginning of the transport, and then changes continuously to $|n\rangle_A$ during transport. This way of population transfer has the important property of being robust against small variations of the Hamiltonian and the transport time. This is crucial in many experiments since these parameters are often hard to control. The drawback of CTAP is a relatively long transport time which is limited by the adiabatic theorem and usually is about an order of magnitude longer compared to diabatic population transfer.

To transport an electron from position m to position n we assume that we can control tunneling rates between neighboring QDs, but we do not require any next-to-neighbor coupling. The Hamiltonian then reads as

$$H_A = \begin{pmatrix} 0 & \Omega_m & 0 & \cdots & 0 & 0 & 0 \\ \Omega_m & 0 & \Omega_{m+1} & & 0 & 0 & 0 \\ 0 & \Omega_{m+1} & 0 & & 0 & 0 & 0 \\ \vdots & & & \ddots & & & \vdots \\ 0 & 0 & 0 & & 0 & \Omega_{n-2} & 0 \\ 0 & 0 & 0 & & \Omega_{n-2} & 0 & \Omega_{n-1} \\ 0 & 0 & 0 & \cdots & 0 & \Omega_{n-1} & 0 \end{pmatrix}. \quad (23)$$

The time-dependent manipulation of the tunneling rates Ω_j can be achieved in an experimental setup via external gates as is outlined in [3]. The tunneling rates $\Omega_m = \Omega_p$ and $\Omega_{n-1} = \Omega_s$ are often called pump and Stokes pulse, respectively. The application of CTAP can roughly be outlined as follows:

(1) While keeping $\Omega_m = 0$ one switches $\Omega_j = \Omega_{\text{max}}$ for $j = m+1, \dots, n-1$ to ensure all energy eigenstates for an electron situated between m and n are nondegenerate.

(2) Then Ω_m is increased and Ω_{n-1} is decreased until it vanishes. This process must be done slowly to satisfy adiabaticity. In this step the electron moves from the m th to the n th QD.

(3) Finally all couplings can be set to zero.

To avoid any geometric phases one can use real and positive tunneling rates Ω_j . In the following we will refer to these steps as step one, step two, and step three. We emphasize that the electron moves exclusively in the second step and therefore the first and the third steps can be done arbitrarily fast (up to experimental limitations). Hence we set $t=t_0$ at the beginning of step two and $t=t_{\max}$ at the end of step two. It will be assumed that at $t=t_0$ the probability of finding the electron on the j th QD with $j=m+1, \dots, n$ is zero. This is reasonable since the adiabatic theorem does not hold for these states and we want to transport the electron from the m th QD. Furthermore we assume that $n-m$ is even, because only then all states are nondegenerate after step one.

A. Measurements

To introduce our technique for solving the master equation we first neglect the coupling to the TLSs. At $t=t_0$ the $(n-m+1)$ eigenstates of H_A which are superpositions of $|m\rangle_A, \dots, |n\rangle_A$, are denoted by $|\psi_j(t_0)\rangle$ with $j=\frac{m-n}{2}, \dots, \frac{n-m}{2}$, ordered by their energy $\varepsilon_j(t_0)$. These eigenstates evolve continuously to $|\psi_j(t)\rangle$. The un-normalized adiabatic state responsible for the transport reads as [3]

$$|\psi_0(t)\rangle = \cos \Theta |m\rangle_A + (-1)^{(n-m)/2} \sin \Theta |n\rangle_A - X \sum_{j=2}^{(n-m)/2} (-1)^j |2j-2+m\rangle_A \quad (24)$$

with

$$\Theta = \arctan \frac{\Omega_m}{\Omega_{n-1}}, \quad X = \frac{\Omega_m \Omega_{n-1}}{\Omega_{\max} \sqrt{\Omega_m^2 + \Omega_{n-1}^2}}.$$

Note that $|\psi_0(t_0)\rangle = |m\rangle_A$ and $|\psi_0(t_{\max})\rangle = |n\rangle_A$, i.e., the states in which the electron is on the m th and n th QD, respectively. Furthermore, during the entire process $\varepsilon_0(t)=0$ holds, which ensures that no dynamic phase appears for the state to be transported. If

$$|\varepsilon_0(t) - \varepsilon_j(t)| \gg \left| \left\langle \frac{d}{dt} \psi_0(t) | \psi_j(t) \right\rangle \right| \quad (25)$$

holds and if the system at $t=t_0$ is in $|\psi_0(t_0)\rangle$, then the adiabatic theorem states that the system will stay in $|\psi_0(t)\rangle$, provided it is a closed system. Therefore, an electron starting in $|n\rangle_A$ will end up in $|m\rangle_A$.

To generalize this concept to the open system described here, we follow [19] and transform Eq. (8) with the unitary operators defined by

$$U^\dagger(t) |\psi_j(t)\rangle = |\psi_j(t_0)\rangle \quad \text{for } j = \frac{m-n}{2}, \dots, \frac{n-m}{2},$$

$$U^\dagger(t) |j\rangle_A = |j\rangle_A \quad \text{for } j < m \text{ and } j > n, \quad (26)$$

to get

$$\frac{d\tilde{\rho}^A}{dt} = -i \left[\sum_{j=(m-n)/2}^{(n-m)/2} \varepsilon_j(t) |\psi_j(t_0)\rangle \langle \psi_j(t_0)| - i U^\dagger \frac{dU}{dt} \tilde{\rho}^A \right] - R \tilde{\rho}^A + R \sum_{i=1}^N \tilde{A}_i \tilde{\rho}^A \tilde{A}_i \quad (27)$$

with $\tilde{O} = U^\dagger O U$ for an operator O . If, in addition to Eq. (25) we also assume weak coupling to the environment [20], one can neglect the term $i U^\dagger \frac{dU}{dt}$ in Eq. (27) as is shown in [19]. This is the generalization of the adiabatic theorem to systems described by a master equation of Lindblad form. Hence we have achieved the time independence of the eigenspaces of the transformed Hamiltonian \tilde{H} ,

$$\frac{d\tilde{\rho}^A}{dt} = -i \left[\sum_{j=(m-n)/2}^{(n-m)/2} \varepsilon_j |\psi_j(t_0)\rangle \langle \psi_j(t_0)|, \tilde{\rho}^A \right] - R \tilde{\rho}^A + R \sum_{i=1}^N \tilde{A}_i \tilde{\rho}^A \tilde{A}_i. \quad (28)$$

For $R=0$ we get the von Neumann equation

$$\frac{d\tilde{\rho}^A}{dt} = -i \left[\sum_{j=(m-n)/2}^{(n-m)/2} \varepsilon_j |\psi_j(t_0)\rangle \langle \psi_j(t_0)|, \tilde{\rho}^A \right] \quad (29)$$

and $\tilde{\rho}_{00}^A(t) := \langle \psi_0(t_0) | \tilde{\rho}^A(t) | \psi_0(t_0) \rangle = {}_A \langle m | \rho^A(t_0) | m \rangle_A$ is therefore a constant of motion, which ensures perfect transport of the electron. At $t=t_{\max}$ we use $U(t_{\max})$ to transform back to the Schrödinger picture. From Eq. (26) we find again that an electron initially in state $|m\rangle_A = |\psi_0(t_0)\rangle$ will be in state $|\psi_0(t_{\max})\rangle = |n\rangle_A$ at the end of step two.

For $R \neq 0$ we can use Eq. (28) to calculate the loss from perfect transport

$$\begin{aligned} \frac{d}{dt} \tilde{\rho}_{00}^A(t) &= -R \tilde{\rho}_{00}^A(t) + R \sum_{j=1}^N \langle \psi_0(t) | A_j \rho^A(t) A_j | \psi_0(t) \rangle \\ &= -R \tilde{\rho}_{00}^A(t) + \frac{R\gamma}{N} \sum_{j=1}^N \sum_{i,i'=m}^n \sqrt{1 - \frac{\alpha}{r_{ij}}} \sqrt{1 - \frac{\alpha}{r_{i'j}}} \\ &\quad \times \langle \psi_0(t) | i \rangle_A \langle i' | \psi_0(t) \rangle \rho_{ii'}^A(t). \end{aligned} \quad (30)$$

As we argued before, without measurements, $\tilde{\rho}^A(t)$ is a constant in time in the adiabatic approximation. To first order in the measurements [21] we can therefore substitute $\tilde{\rho}^A(t) \rightarrow \tilde{\rho}^A(t_0) = |\psi_0(t_0)\rangle \langle \psi_0(t_0)|$ and $\rho^A(t) \rightarrow |\psi_0(t)\rangle \langle \psi_0(t)|$ on the right-hand side to find

$$\frac{d}{dt} \tilde{\rho}_{00}^A(t) \approx -R \left(1 - \frac{\gamma}{N} \sum_{j=1}^N \left[\sum_{i=m}^n \sqrt{1 - \frac{\alpha}{r_{ij}}} \langle \psi_0(t) | i \rangle_A \right]^2 \right), \quad (31)$$

where $|\psi_0(t)\rangle$ can be substituted from Eq. (24) to obtain numerical values.

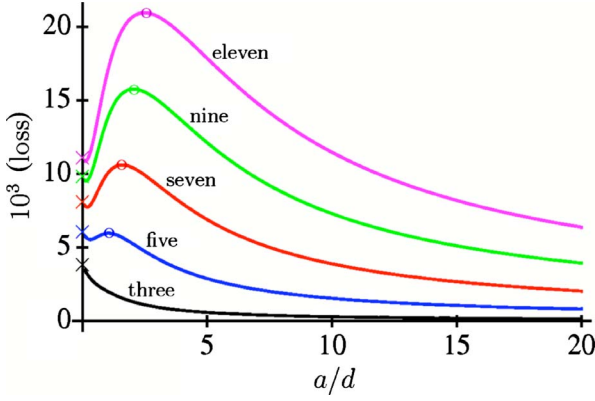


FIG. 3. (Color online) Transfer loss during the transport of an electron along three (black), five (blue), seven (red), nine (green), and 11 (purple) QDs as a function of $\frac{a}{d}$, i.e., the localness of the measurements. The crosses show the solution from the exact equation (8) for local measurements and the circles show the empirical crossover between local and nonlocal measurements (see text). Pump and Stokes pulses are as in Eq. (37) [see also Fig. 4(a)] with T chosen such that the additional loss due to nonadiabaticity is 24×10^{-6} for all curves, to allow reasonable comparison. This is $T = 150, 196, 225, 242, 249$ for three, five, seven, nine, and 11 QDs, respectively. The intermediate couplings are equal to 1. System parameters are $R=N$, $\alpha=0.04a$.

One might also ask what happens to coherences $\tilde{\rho}_{k0}^A(t) = {}_A\langle k|\tilde{\rho}^A(t)|\psi_0(t_0)\rangle$ (for any $k < m$ or $k > n$) during the transport. This question arises if one is interested in the transport of one part of a superposition state, e.g., $\frac{1}{\sqrt{2}}(|k\rangle_A + |m\rangle_A) \rightarrow \frac{1}{\sqrt{2}}(|k\rangle_A + |n\rangle_A)$. In the same manner as Eq. (30) and Eq. (31) we arrive at

$$\begin{aligned} \frac{d}{dt}\tilde{\rho}_{k0}^A(t) &= -R\tilde{\rho}_{k0}^A(t) + \frac{R\gamma}{N} \sum_{j=1}^N \sqrt{1 - \frac{\alpha}{r_{kj}}} \\ &\quad \times \sum_{i=m}^n \sqrt{1 - \frac{\alpha}{r_{ij}}} {}_A\langle i|\psi_0(t)\rangle \rho_{ki}(t) \\ &\approx -R\tilde{\rho}_{k0}^A(t_0) \left(1 - \frac{\gamma}{N} \sum_{j=1}^N \sqrt{1 - \frac{\alpha}{r_{kj}}} \right. \\ &\quad \left. \times \sum_{i=m}^n \sqrt{1 - \frac{\alpha}{r_{ij}}} |{}_A\langle i|\psi_0(t)\rangle|^2 \right), \end{aligned} \quad (32)$$

where again Eq. (24) can be substituted.

The terms in the large parentheses of Eq. (31) and Eq. (33) become small when the measurements are sufficiently nonlocal that they cannot distinguish well between the QDs involved in the transport (see also Fig. 3). Since the loss of information increases linearly in the time t_{\max} required for transport, it is crucial that the couplings Ω_j between the dots are as large as experimentally possible to give a big energy splitting which in turn allows a fast transport [see Eq. (25)].

Also note that in the case of local measurements Eq. (32) reduces to $\frac{d}{dt}\tilde{\rho}_{k0}^A = -T_2\tilde{\rho}_{k0}^A$, where the decoherence rate T_2

$= \frac{R}{N}(2 + \alpha - 2\sqrt{1 + \alpha})$ is the same as the one obtained in Eq. (12) without transport. Therefore, the decoherence rate of a charge qubit on a quantum dot rail is the same during storage as during transport by CTAP if subject to local measurements.

The probability of not finding the electron in the desired state $|n\rangle_A$ after the transport, calculated from Eq. (31) is shown in Fig. 3 as a function of the parameter $\frac{a}{d}$ for transport along three, seven, nine, and 11 dots. Remember that $\frac{a}{d}$ is the distance of the QPCs to their nearest QD compared to the distance between neighboring QDs, and therefore is a measure of the nonlocalness of the measurements performed by the QPCs. For any given a this parameter can be changed with d and we fix the sensitivity ${}_A\langle i|\pi_i|i\rangle_A$ of the measurements by setting $\alpha=0.04a$. Also the rail of dots and measurement apparatuses extends on both sides ($N \gg m-n$).

One can distinguish two regimes in Fig. 3. First, for $\frac{a}{d} > \frac{n-m}{4}$ (right of the circles) the transport fidelity increases with the nonlocalness of the measurements. This is easily understood since sufficiently nonlocal measurements cannot distinguish between the QDs involved in the transport.

Second, for $\frac{a}{d} < \frac{n-m}{4}$ (left of the circles) we find the reverse and the transport fidelity increases with the localness of the measurements (except for transport along three QDs). This needs some explanation. In this regime the measurements are local enough to distinguish well between the states $|m\rangle_A$ and $|n\rangle_A$ (during CTAP most of the population is found on these two states) and hence one cannot expect a further decrease of the fidelity with the localness of the measurements. To account for the apparent increase of the fidelity with localness we need another argument. For very local measurements, sites n and m almost exclusively contribute to the decoherence whereas if the measurements are slightly nonlocal, QPCS at sites in the near neighborhood of n and m also contribute to decoherence, therefore increasing the overall decoherence.

The small decrease of the fidelity for extremely local measurements might be due to the small populations on QDs other than m and n .

It is also evident from Fig. 3, that if local dephasing is the main source of decoherence, it is best to transport long distances in one step as is seen, e.g., for the transfer $|1\rangle_A \rightarrow |11\rangle_A$. By doing so the chance of not finding the electron on the desired state after the transport is about 11×10^{-3} (see left end of Fig. 3). This number increases to about $5 \times (4 \times 10^{-3})$ when we first transfer to $|3\rangle_A$, then to $|5\rangle_A$, $|7\rangle_A$, $|9\rangle_A$, and finally to $|11\rangle_A$. On the contrary, if dephasing tends to be more global, a better transfer rate is achieved by breaking a long distance into several smaller ones.

B. Coupling to TLSs

We now apply CTAP to QDs coupled to TLSs as shown in Fig. 2. Hence, the driving field H_A from Eq. (23) must be added to H_{int} from Eq. (13), responsible for the QD-TLS coupling. We first neglect the coupling to the measurement apparatus and point out its inclusion at the end of the section. With this, all couplings behave local and we can restrict

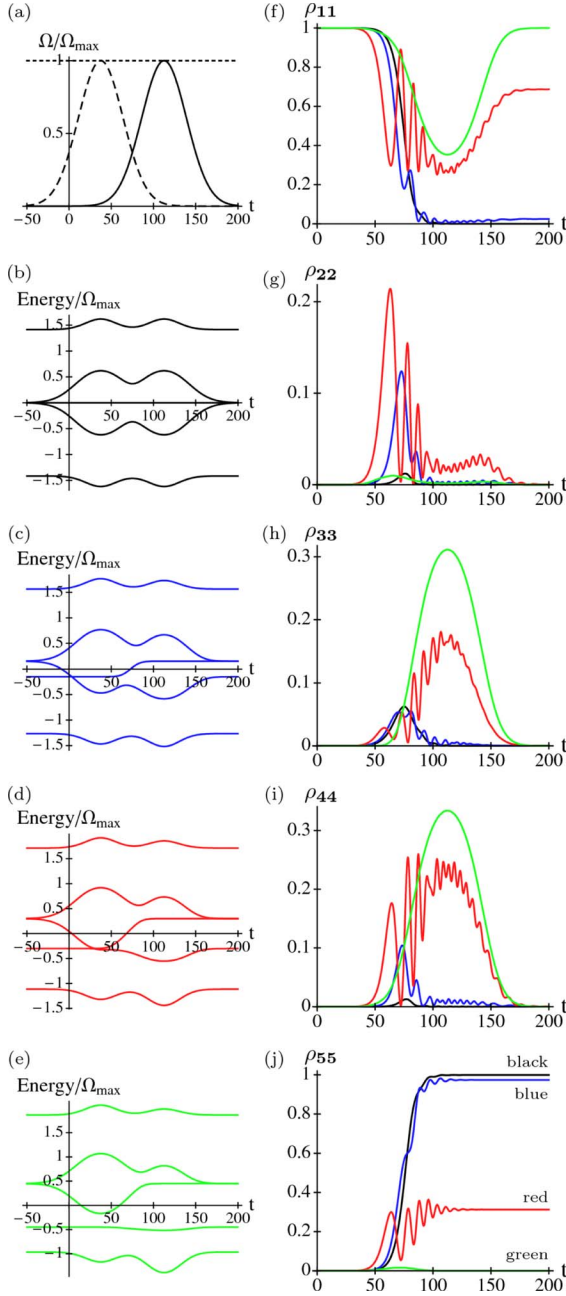


FIG. 4. (Color online) (a) Tunneling rates (dashed line, Ω_1 ; dotted line, $\Omega_{2,3}$; solid line, Ω_4). (b)–(e): energy levels of the Hamiltonian equation (36) and $\chi=0, 0.15, 0.3, 0.45$ (see text), and (f)–(j): populations of $|1\rangle_A - |5\rangle_A$ obtained by the numerical integration of the Schrödinger equation. The colors [see (j) for gray scale] black, blue, red, and green correspond to $\chi=0, 0.15, 0.3, 0.45$, respectively. Time is measured in units of Ω_{\max}^{-1} . What looks like level crossings in (c) and (d) are actually anticrossings.

out coupling to the TLSs. Since condition (35) is valid with $\chi_j=0$ (preceding subsection), it can always be achieved with sufficiently high driving fields Ω_j , as then the comparatively small couplings χ_j do not influence the qualitative eigenvalue structure. Let us apply this condition to the block of the Hamiltonian in which we have minus for χ_m and plus for all other coupling constants. Clearly we need some strong

couplings $\Omega_j(t_0)$ to ensure that $\varepsilon_0(t_0)=-\chi_m$ is not the lowest energy, but the centerfold one [see Fig. 4(c) where this crossing occurs at $t \approx 5$ before the transport starts at $t_0 \approx 20$]. For $n-m=2$ we find $\Omega_{n-1}^2(t_0) > (\chi_1 - \chi_3)(\chi_1 - \chi_2)$. For transport along many QDs ($n-m \gg 2$) we get the approximate inequality $\Omega_j(t_0) \geq c \max(\chi_k)(n-m)$ for some constant c , which states that for given maximal Ω_j (due to the experimental setup) and given χ_j , there exists a maximum number $n-m$ for which we can use CTAP. For transport along more QDs one must break up the transport into several smaller sections and apply CTAP successively to each section. The shorter the rail gets (compared to the maximal length), the further we can stay away from any level crossing and the faster we can transport the electron without violating the adiabaticity condition (25).

As example we show in Fig. 4 the eigenenergies and populations as a function of time for a system with five QDs and constant $\chi_i = \chi$ for different values of χ . We consider the block of the Hamiltonian acting in the subspace where the first TLS is in the state $|0\rangle$ and the other four TLSs are in the state $|1\rangle$, which reads

$$H_A = \begin{pmatrix} -\chi & \Omega_P & 0 & 0 & 0 \\ \Omega_P & +\chi & \Omega_2 & 0 & 0 \\ 0 & \Omega_2 & +\chi & \Omega_3 & 0 \\ 0 & 0 & \Omega_3 & +\chi & \Omega_S \\ 0 & 0 & 0 & \Omega_S & +\chi \end{pmatrix}. \quad (36)$$

Of course, if we assume the TLSs to be in a statistical mixture one would have to calculate the populations for all blocks of the Hamiltonian and average over them. Since all qualitative features can be seen with this particular block we restrict the discussion to this one for pedagogic reasons. We use $\Omega_2 = \Omega_3 = 1$ and Gaussian pump and Stokes pulses

$$\Omega_P = \Omega_{\max} \exp\left(-\frac{(t-3T/4)^2}{(T/4)^2}\right),$$

$$\Omega_S = \Omega_{\max} \exp\left(-\frac{(t-T/4)^2}{(T/4)^2}\right), \quad (37)$$

with the parameter $T=150$. Because of the Gaussian pulse shapes the distinction of steps one, two, and three is not sharp, anymore. Looking at Fig. 4(a) we can approximately say that step one is for $-50 < t < 20$, step two is for $20 < t < 130$, and step three is for $130 < t < 200$. T is chosen long enough to achieve very good transfer fidelity (0.9996) for $\chi=0$, i.e., without coupling to TLSs.

For $\chi=0.15$ there appears a level anticrossing at which the energy gap (0.0002) is so small, that it can be treated as a crossing on the time scales set by T , the Gaussian pulse width. As $\Omega_P \approx 0$ at the time of the anticrossing, the state will remain in its initial state $|m\rangle$ with $\varepsilon_m = -0.15$. If one enlarged T extremely, adiabaticity would be fulfilled even for this tiny energy gap which would result in no transport, similar to the case $\chi=0.45$. The smaller population transfer (0.975) is because during step two the energy level spacing is

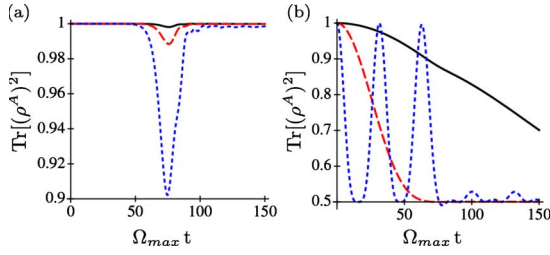


FIG. 5. (Color online) The purity of the reduced density matrix $\rho^A(t)$ during the transfer $|1\rangle_A \rightarrow |3\rangle_A$. (a) Transport of a position eigenstate: $|\psi(t=0)\rangle = |1\rangle_A$ and $\chi_i = 0.02$ (solid line), 0.05 (dashed line), 0.15 (dotted line). Because of the dependence of $|\psi_0(t)\rangle$ on the state of the TLSs, the electron gets entangled with the TLSs during transport. However, this entanglement disappears with the completion of CTAP and the electron on the quantum dot rail finishes the transport in the desired pure state. (b) Transport of one-half of a superposition state: $|\psi(t=0)\rangle = \frac{1}{\sqrt{2}}(|0\rangle_A + |1\rangle_A)$ and $\chi_i = 0.005$ (solid line), 0.02 (dashed line), 0.1 (dotted line). The transported one-half of the superposition state picks up a dynamical phase which depends on the state of the TLSs. Hence the electron gets entangled with the TLSs and finishes CTAP in a statistical mixture.

decreased compared to the case with $\chi = 0$. Therefore, the transfer rate can be increased arbitrarily close to 1 by choosing larger T [25,26].

Enlarging $\chi = 0.3$ moves the anticrossing to step two and adiabaticity cannot be achieved anymore. The result is wild oscillations of all populations and a low transfer rate. Finally at $\chi = 0.45$ the anticrossing disappears and adiabaticity is restored which is evident in the lack of oscillations in the populations. But because the eigenenergy -0.45 at $t = -\infty$ connects to the same energy at $t = \infty$, the population returns to the original state $|m\rangle_A$.

This result should be quite surprising. Up to relatively large couplings to TLSs, $\frac{\chi_i}{\Omega_{j,max}} < 0.2$ (for $m-n=4$) adiabatic transfer can be achieved and the transfer fidelity very quickly approaches one with sufficiently large transfer times. This is contrary to the Markovian dephasing studied in the preceding section, where the transfer loss increases with transfer time once the transfer time is long enough to ensure adiabaticity.

One disturbing effect introduced by the coupling to TLSs is that $\varepsilon_0 \neq 0$ and hence we get a dynamical phase

$$\varphi = \int_0^{t_{max}} dt \varepsilon_0(t) \quad (38)$$

and worse even, this phase depends highly on the state of the TLSs. If the electron starts in a superposition $\frac{1}{\sqrt{2}}(|k\rangle_A + |m\rangle_A)$ it will not end up in $\frac{1}{\sqrt{2}}(|k\rangle_A + e^{i\varphi}|m\rangle_A)$ but in a real mixture of $|k\rangle_A$ and $|m\rangle_A$. That is, during the transport, the electron gets entangled with the TLSs. This should not be surprising since we saw a similar behavior already in Sec. II B without transport [see Eq. (21)]. However, transport prevents the lost information from returning back to the electron periodically. This can be seen in Fig. 5(b) for transport along three QDs, $\chi_i \equiv \chi$ and Ω_p, Ω_s as in Eq. (37) with $T=150$. The initial states $\rho_j(t_0) = \frac{1}{2} \mathbb{1}$ of the TLSs are taken to be a complete mix-

ture. As a measure of purity we use $\text{Tr}[(\rho^A)^2]$. On the other hand, as described earlier in this section, if the electron starts in $|1\rangle_A$ it will get transferred to the pure state $|3\rangle_A$ despite being in a real mixture during the transfer as is shown in Fig. 5(a).

Now we briefly discuss the inclusion of measurements once again. In the preceding section the adiabatic theorem was assumed to hold and therefore we first must make sure that it holds also with coupling to TLSs. This is best done by solving the Schrödinger equation without measurements as was done to obtain Fig. 4. The solution shows whether the transformation is adiabatic (almost no fast oscillations) or not (much oscillations). If not, the driving fields Ω_j as well as the transfer time can be increased, until the solution shows adiabatic behavior. Then Eqs. (30)–(33) derived in the preceding section can be applied here as well, if one uses the appropriate eigenstate $|\psi_0(t)\rangle$ which depends on the state of the TLSs. However, since $|\psi_0(t)\rangle$ can only be calculated numerically and the effects of dephasing do not depend much on the exact form of this state, one might prefer to use the unperturbed eigenstate from Eq. (24) as in Sec. III A. It is therefore justified to examine decoherence effects arising due to measurements and due to coupling to TLSs separately.

IV. DISCUSSION AND CONCLUSION

While storing information as a charge qubit on a quantum dot rail, some of it will leak because of decoherence due to measurements. Information loss from decoherence arising from coupling to TLSs, on the contrary, returns periodically.

On the other hand, while transporting information along a rail of QDs with CTAP, information lost to TLSs will not return to the electron on the QDs. However, since the coupling strength to the TLSs is unknown, this drawback also appears for diabatic transport. Furthermore, with the use of CTAP only information of the phase will be lost since in the adiabatic limit one can achieve perfect population transport, despite coupling to TLSs, provided it is not too strong compared to the driving field Ω_j and the QDs involved are few enough. This is different for decoherence through measurements when there is always a chance of losing the electron during the transport, which can be minimized by doing the transport fast.

Summarizing we can say, if we can reduce Markovian and non-Markovian dephasing sufficiently to be able to store a charge qubit on a rail of QDs, then we can also transport it using CTAP. Furthermore, adiabatic transport protocols also have the natural advantage that they are robust against experimental parameter variations.

It is often claimed that CTAP is relatively robust to decoherence because the QDs between the initial and the final QDs are barely populated. This is in contrast to our results because of the following reasoning. To achieve a small population on the intermediate QDs the coupling between these must be large compared to the Stokes and pump pulses, as seen in Eq. (24). On the other hand, we find that all couplings should be as large as possible (for both, Markovian and non-Markovian decoherence) to achieve big energy spacings which in turn allow fast transport. Therefore, it is

reasonable to choose large Stokes and pump pulses and allow some population on the intermediate QDs. The above statement might stem from analyses of STIRAP where the intermediate atomic states are exposed to decay, but this is not the case for CTAP.

Although the non-Markovian noise studied here is fairly simple and might not be very realistic in an experiment, the striking differences we find compared to Markovian dephasing indicates that it might be worth studying more specific examples of this class of decoherence.

Another approach to quantum computing is the use of the spin degree of freedom of an electron as a qubit. In this case the differences between the influence of Markovian and non-Markovian dephasing on transport with CTAP might become

even more apparent. We showed in Sec. III B that for CTAP, the transport fidelity remains very large despite appreciable coupling to TLSs. Because the coupling of the spin degree to the environment is expected to be much weaker than the coupling of the charge, the dynamic phase [see Eq. (38)] acquired during the transport due to coupling to TLS's should be fairly independent of the spin and therefore an undetectable global phase even for superposition of spin states. One should note that generally, it appears advantageous to encode the qubit into a degree of freedom which is separate from the degree of freedoms which are used to transport the physical system, e.g., an electron spin transported in position or a superconducting state transported via a cavity photon.

-
- [1] N. V. Vitanov, T. Halfmann, B. W. Shore, and K. Bergmann, *Annu. Rev. Phys. Chem.* **52**, 763 (2001).
- [2] H. Goto and K. Ichimura, *Phys. Rev. A* **74**, 053410 (2006).
- [3] A. D. Greentree, J. H. Cole, A. R. Hamilton, and L. C. L. Hollenberg, *Phys. Rev. B* **70**, 235317 (2004).
- [4] K. Eckert, M. Lewenstein, R. Corbalán, G. Birkel, W. Ertmer, and J. Mompert, *Phys. Rev. A* **70**, 023606 (2004).
- [5] U. Hohenester, J. Fabian, and F. Troiani, *Opt. Commun.* **264**, 426 (2006).
- [6] D. Petrosyan and P. Lambropoulos, *Opt. Commun.* **264**, 419 (2006).
- [7] J. Siewert, T. Brandes, and G. Falci, *Opt. Commun.* **264**, 435 (2006).
- [8] S. Longhi, G. Della Valle, M. Ornigotti, and P. Laporta, *Phys. Rev. B* **76**, 201101(R) (2007).
- [9] L. C. L. Hollenberg, A. D. Greentree, A. G. Fowler, and C. J. Wellard, *Phys. Rev. B* **74**, 045311 (2006).
- [10] P. A. Ivanov, N. V. Vitanov, and K. Bergmann, *Phys. Rev. A* **70**, 063409 (2004).
- [11] P. A. Ivanov, N. V. Vitanov, and K. Bergmann, *Phys. Rev. A* **72**, 053412 (2005).
- [12] E. Joos and H. D. Zeh, *Z. Phys. B: Condens. Matter* **59**, 223 (1985).
- [13] M. Borhani, V. N. Golovach, and D. Loss, *Phys. Rev. B* **73**, 155311 (2006).
- [14] K. Hornberger, e-print arXiv:quant-ph/0612118v2.
- [15] P. Busch, M. Grabowski, and P. J. Lahti, *Operational Quantum Physics* (Springer-Verlag, Berlin, Heidelberg, 1995).
- [16] J. D. Cresser, S. M. Barnett, J. Jeffers, and D. T. Pegg, *Opt. Commun.* **264**, 352 (2006).
- [17] C. M. Caves and G. J. Milburn, *Phys. Rev. A* **36**, 5543 (1987).
- [18] A possible internal Hamiltonian H_{TLS} does not influence the QD rail if $[H_{\text{TLS}}, H_{\text{int}}]=0$, because it can be removed by a unitary operation acting on the TLS-Hilbert space only.
- [19] I. Kamleitner, J. D. Cresser, and B. C. Sanders, *Phys. Rev. A* **70**, 044103 (2004).
- [20] This is usually justified in systems described by a Markovian master equation.
- [21] That is for small measurement rates $\frac{\kappa}{N}$ and/or for weak measurements, i.e., small $\frac{\alpha}{a}$.
- [22] A Hamiltonian $H=H_A+H_{\text{TLS}}+H_{\text{int}}$ with $[H_{\text{TLS}}, H_{\text{int}}]=0$ always allows such a block diagonal form.
- [23] N. V. Vitanov, *Phys. Rev. A* **58**, 2295 (1998).
- [24] L. P. Yatsenko, S. Guérin, and H. R. Jauslin, *Phys. Rev. A* **65**, 043407 (2002).
- [25] Nonadiabatic corrections scale with $\exp(-cT|\varepsilon_0-\varepsilon_j|)$ for some constant c (see, e.g., [26]).
- [26] T. A. Laine and S. Stenholm, *Phys. Rev. A* **53**, 2501 (1996).